

UL 555 - Classified Motorized Fire Damper

B-20 Series

Type : Motorized Fire Damper With Melting Fuse
Model : MFD-GB-F-D-20-A/R
Fire Rating : 20 Series-1½ hour
Blade Type : 3V Single Skin; A : Parallel Operation
Construction : Galvanized Steel (GI)

MFD B-F-30 Series is a high performance UL 555 Classified fire damper with 3hr. fire rating, installed horizontally (with blades running horizontally) and is rated for airflow in either direction.

UL-555 Test Ratings

Fire Rating : 3 hrs
 Max Velocity : 2000 fpm
 Max Operating Pressure: 4 in. w.g (1000 pa)

Standard Construction

Frame

16 gauge (1.4 mm - 1.7 mm) thick galvanized steel.

Blades

Parallel operated 3 'V' type blade made of 16 gauge (1.4 mm - 1.7 mm) thick galvanized steel.

Jamb Seals

Stainless steel.

Jack Shaft

12 mm diameter Galvanized steel shaft.

Spring

Mild steel Spring (30lb).

Thermal Response Device (TRD)

165°F.

Fusible Link

165°F (74°C)

Actuator

Honeywell (24V AC, 120V AC, 230V AC).

Sleeve

Minimum 0.9 mm, single section is field or factory installed.

Multiple section is factory installed.

Sleeve thickness as per NFPA table 3-4.6.3.

Limit Switches

For BMS open / close indication.

Optional Fittings

Retaining Angles

1½" x 1½" x 16 gauge (40 x 40 x 1.5 mm).

Blade Seals

Silicon rubber blade seals.

Indicator

Externally mounted open, close visible Indicator.


Push Button

For manual reset of damper.

Transitions (R)

Neck adapter for round duct connections.

Junction Box



MFD-GB-F-D-20-A

Model : MFD-GB-F-D-20-A/R UL 555 Damper meets the required standards of SMACNA, NFPA, IBC, BOCA, ICBO, UL.

MFD-B-F-D-20 Series - Models			
Model	Material		Damper Operation
	Frame	Blade	Standard
MFD-GB-F-D-20-A/R	GI	GI	FC

Actuator Location		Operating Voltage	
Standard	Optional	Standard	Optional
Left Side	Right side	230 V	120 V / 24 V

Actuator location standard: Left side from rear view (Jack shaft view)

Note :

FC : Fail Close in the event of Fire

Note : * Standard Fusible link temperature is 165°F Above 165°F available upon customer request.

Selected Products of the company have been Classified / Listed / Tested by various international testing authorities.

UL 555 - Classified Motorized Fire Damper

B-20 Series

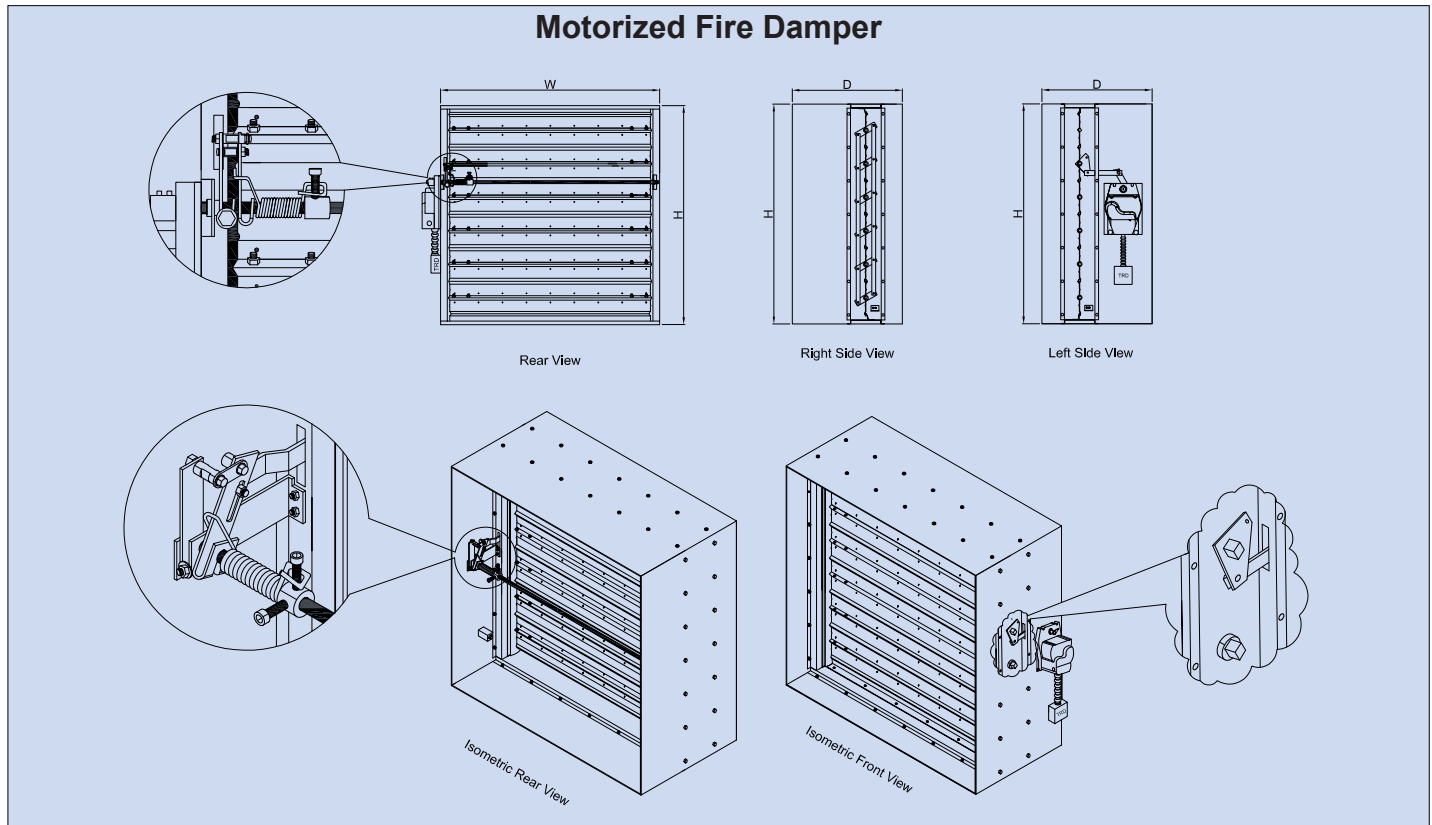

Type : Motorized Fire Damper With Melting Fuse

Model :MFD-GB-F-D-20-A/R

Fire Rating : 20 Series-1½ hour

Blade Type : 3V Single Skin; A : Parallel Operation

Construction : Galvanized Steel (GI)

UL Classified (see mark on product)
 UL Classified to American/Intl safety standards
 UL Standard 555 (Listing # R21925)

Standard Sizes Any Combination of W x H			
Width (W)	Height (H)	Depth (D)	Module
4"	4"	16"	Single
6"	6"	16"	Single
8"	8"	16"	Single
10"	10"	16"	Single
12"	12"	16"	Single
16"	16"	16"	Single
20"	20"	16"	Single
24"	24"	16"	Single
30"	30"	16"	Single
36"	36"	16"	Single

Minimum Sleeve thickness for Breakeaway joints as per NFPA 90A Table 3-4.6.3			
Air Duct Diameter or Maximum Width		Minimum sleeve thickness	
Inch	mm	Inch	gauge
12 or Less	305	0.018	26
13-30	330-762	0.024	24
31-54	787-1372	0.03	22
55-84	1397-2134	0.036	20
85 or more	2159	0.047	18

Size Limitation		
Module	Size : Width X Height	Mounting Position
Single	Min X Min. 4" x 4"	H
Single	Max X Max. 36" x 36"	H

Selected Products of the company have been Classified / Listed / Tested by various international testing authorities.

