

Acoustic Louver - AL

B-20 Series

Models : AL-AB-20-100A; AL-ADB-20-300A

Single Bank Depth (D) : 100 to 450 mm; Double Bank Depth (D) : 300 to 600 mm

Type : A - Hole Perforations 3 mm*; B - Hole Perforations 5 mm

BETEC CAD. B-20 Series Acoustic louvers provide significant broadband attenuation to low velocity openings while minimizing line of sight through the opening.

Standard Construction

Frame

1.2 mm aluminium sheet.

Blade

Double skin blade type with outer face 0.7 mm aluminium sheet and Inner perforated face 0.9 mm galvanized steel sheet .

Acoustic infill

48 kg/m³ density rockwool covered with black glass tissue.

Finish

Mill finish

Optional Fittings

Perforated sheet

Aluminium 0.9 mm thick

Insulation

Fiberglass with 48 kg/m³ density with 50 mm thickness

Screen

G.I Steel 0.4 mm thick.

S-3 SS Bird screen

S-10 SS Fly screen

Finish

Available with RAL powder coating, please specify colour.

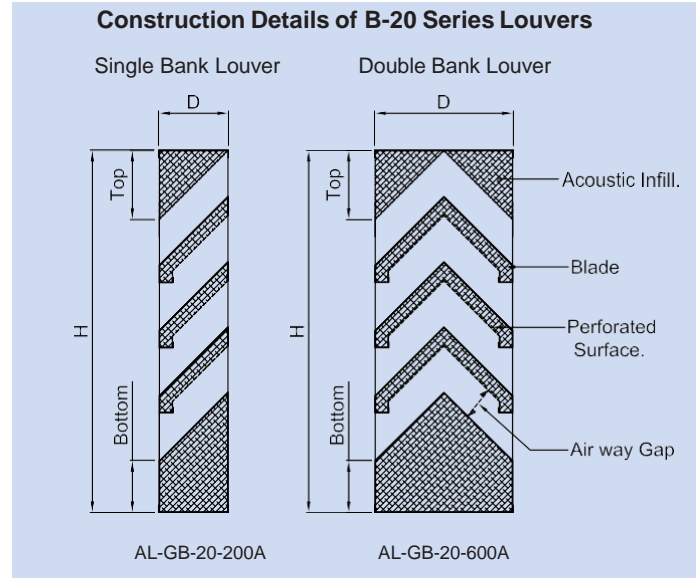
Supports

G.I / Al angles.

Optional Construction

Frame : Thickness up to 2 mm

Blade : Thickness up to 2 mm



B - 20 Series Model Details (Single Bank)				
Model	Frame		Blade	
	Material	Thick	Material	Thick
AL-AB-20-100	AL	1.2 mm	AL	0.9 mm
AL-AB-20-200	AL	1.2 mm	AL	0.9 mm
AL-AB-20-300	AL	1.2 mm	AL	0.9 mm
AL-AB-20-450	AL	1.5 mm	AL	1.2 mm
AL-GB-20-100	GI	0.9 mm	GI	0.7 mm
AL-GB-20-200	GI	0.9 mm	GI	0.7 mm
AL-GB-20-300	GI	0.9 mm	GI	0.7 mm
AL-GB-20-450	GI	1.2 mm	GI	0.9 mm

B - 20 Series Model Details (Double Bank)				
Model	Frame		Blade	
	Material	Thick	Material	Thick
AL-ADB-20-300	AL	1.2 mm	AL	0.9 mm
AL-ADB-20-450	AL	1.2 mm	AL	0.9 mm
AL-ADB-20-600	AL	1.5 mm	AL	0.9 mm
AL-GDB-20-300	GI	0.9 mm	GI	0.7 mm
AL-GDB-20-450	GI	1.2 mm	GI	0.9 mm
AL-GDB-20-600	GI	1.2 mm	GI	0.9 mm

Module Details	
Module	Width x Height (mm)
Single Section Minimum	300 x 300 mm
Single Section Maximum	2.2 Mtrs x 2.2 Mtrs
Multiple	Contact BETEC CAD.

Note : Please contact **BETEC CAD.** for customized design & additional information.

Selected Products of the company have been Classified / Listed / Tested by various international testing authorities.



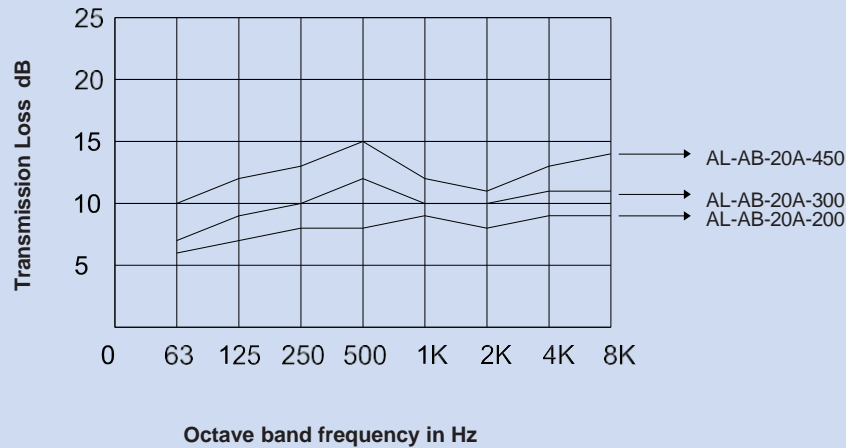
Engineering And Performance Data - AL

B-20 Series

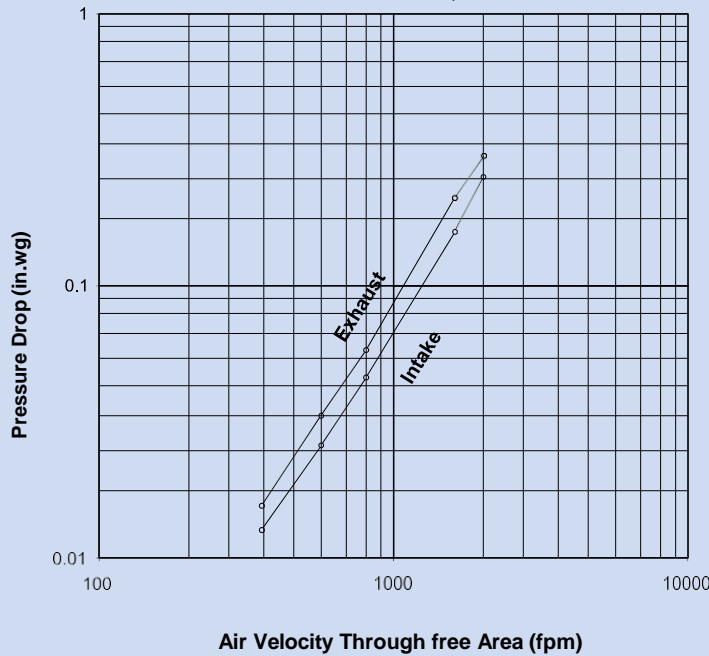
Selection Graph for Acoustic Louvers based on Free Area Vs Passage Velocity / Face Velocity.

AcousticLouver Model : AL-AB-20-100/200/300/450A

B-20 Series - Single Bank Acoustic Louver															
Depth	Model	Octave Band Transmission Loss (dB)								Free Area %	Free Area Velocity (fpm)				
		63	125	250	500	1000	2000	4000	8000		400	600	800	1600	2000
		Pressure Drop (in. w.g)													
200	AL-AB-20-200A	6	7	8	8	9	8	9	9	43	0.014	0.03	0.054	0.159	0.31
300	AL-AB-20-300A	7	9	10	12	10	10	11	11	38	0.017	0.032	0.055	0.161	0.32
450	AL-AB-20-450A	10	12	13	15	12	11	13	14	32	0.019	0.033	0.057	0.162	0.33



Pressure Drop V/S Free Area Velocity graph
Model: AL-AB-20-200A ; Size: 48" x 48"



AMCA Standard 500-L-12 Pressure Drop Test.
Data is corrected to standard air density.

Selected Products of the company have been Classified / Listed / Tested by various international testing authorities.

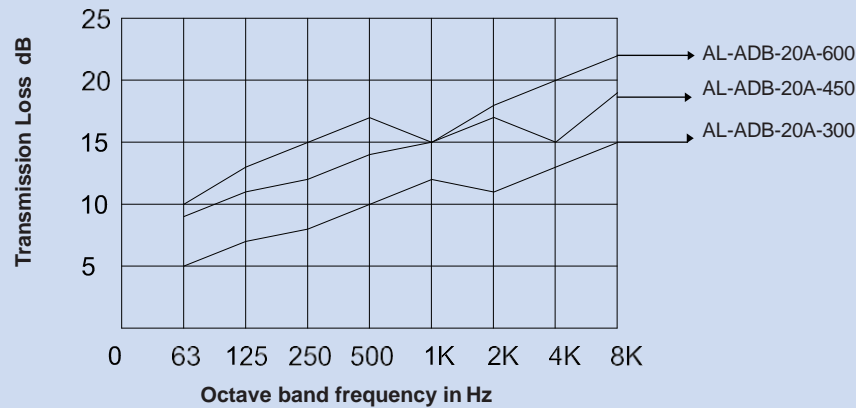
Engineering And Performance Data - AL

B-20 Series

Selection Graph for Acoustic Louvers based on Free Area Vs Passage Velocity / Face Velocity.

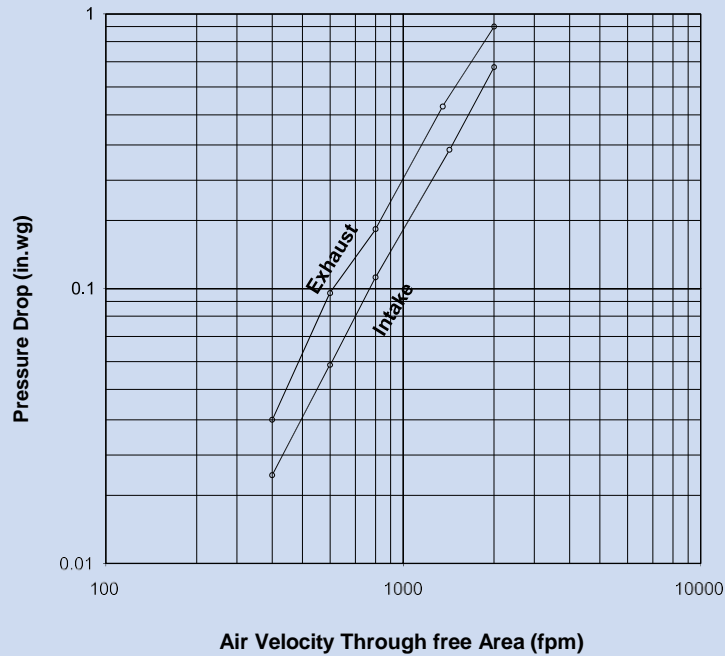
AcousticLouvers Model : AL-ADB-20-300/450/600A

B-20 Series - Double Bank Acoustic Louver															
Depth	Model	Octave Band Transmission Loss (dB)								Free Area %	Free Area Velocity (fpm)				
		63	125	250	500	1000	2000	4000	8000		400	600	800	1600	2000
											Pressure Drop (in. w.g)				
300	AL-ADB-20-300A	5	7	8	10	12	11	13	15	45	0.025	0.059	0.110	0.38	0.69
450	AL-ADB-20-450A	9	11	12	14	15	17	15	19	45	0.027	0.062	0.112	0.42	0.71
600	AL-ADB-20-600A	10	13	15	17	15	18	20	22	37	0.029	0.063	0.117	0.44	0.73



Pressure Drop V/S Free Area Velocity graph

Model: AL-ADB-20-300A ; Size: 48" x 48"



AMCA Standard 500-L-12 Pressure Drop Test.
Data is corrected to standard air density.

Selected Products of the company have been Classified / Listed / Tested by various international testing authorities.

