

Tunnel Ventilation Damper

B-40 Series

Type : Tunnel Ventilation Fire Damper
Model : TVD-GB-40-B
Fire Rating : 4 hours as per BS 476
Blade : Aerofoil Type
Construction : Galvanized Steel (GI)

BETEC CAD's Ventilation Dampers are designed to isolate sections of a ventilation system with very high level of sealing. The dampers are mounted in side of the tunnel or at tunnel ends to control the pressurized air, air intake and smoke exhaust in long tunnels without intermediate supplies.

In emergency situations , for fire and smoke control, the dampers pressurise the tunnel for safe egress of train, automobile, passengers to escape and creates a negative pressure in the area of the fire to remove smoke and gases.

BETEC CAD's Tunnel Ventilation Dampers are heavy duty and robust dampers requiring less maintenance and are suitable for high humidity, high pressure, dust laden environments making them ideal for installation and operation in Tunnels, Oil & Gas, Marine and Nuclear applications.

Damper Ratings

Fire Rating : 4 hrs vertical / 3 hrs horizontal as per BS 476
Air Velocity : 4000 fpm (20 m/sec)
Pressure : 8" water gauge (2KPa).
Max . Holding Pressure : 20" W.g (5Kpa)
Fatigue cycles : 3.5 million simulated transient pressure reversals (under process)

Standard Construction

Frame

14 gauge (2 mm) thick galvanized steel sheet with 2" (50 mm) external flanges.

Blade

Aerofoil blades of 14 gauge (2 mm) thick roll formed galvanized steel.

Blade Seals

300°C high temp, resistant Silicon rubber blade seals.

Jamb Seals

Stainless Steel.

Bearings

High temperature resistant concealed ball bearings.

Axle

¾" (19 mm) diameter.

Actuator

Pneumatic.

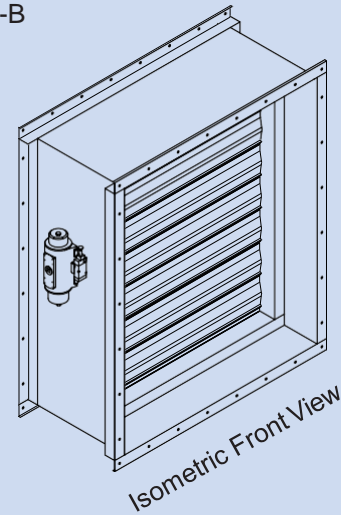
Optinal Fittings

Limit Switches

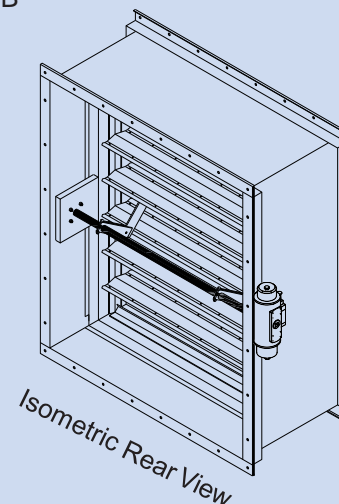
For Open / Close Indication.



TVD-GB-40-B



TVD-GB-40-B



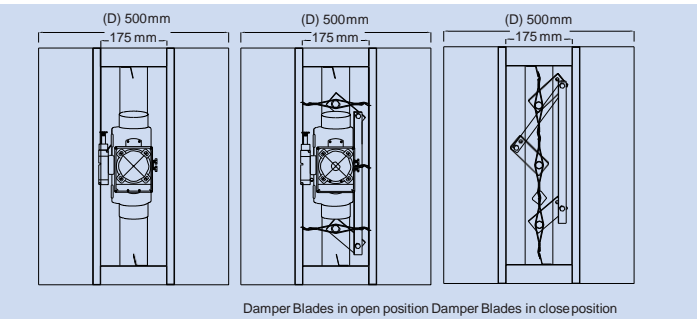
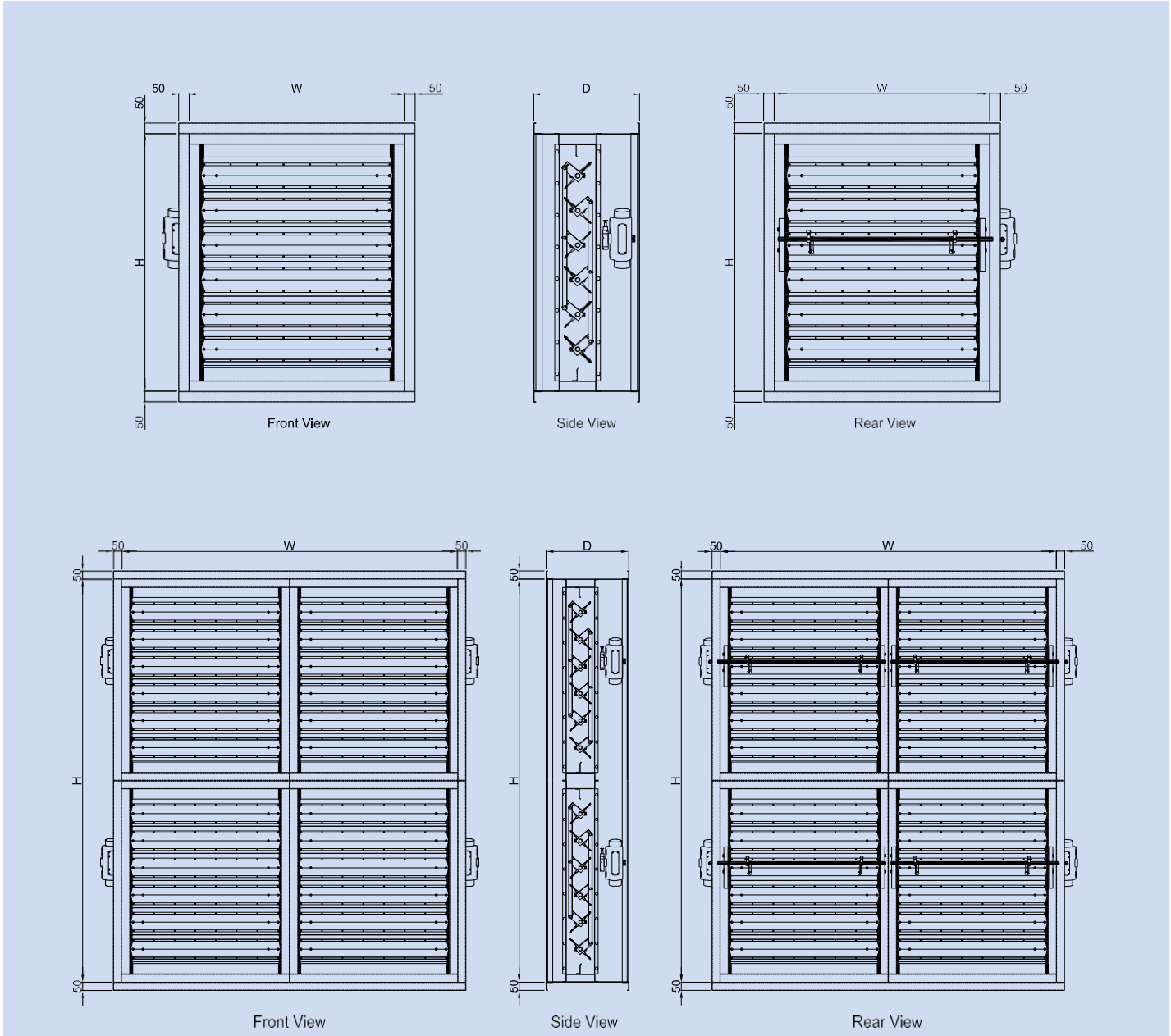
Selected Products of the company have been Classified / Listed / Tested by various international testing authorities.



Tunnel Ventilation Damper Constructional Details

B-40 Series

Model : TVD-GB-40-B; TVD-SB-40-B



Size Limitation		
Module	Size : Width X Height	Mounting Position
Single	Max X Max. 40" x 48"	V/H
Multiple	Max X Max 80" x 96"	V

Selected Products of the company have been Classified / Listed / Tested by various international testing authorities.



Tunnel Ventilation Damper Engineering And Performance Data

B-40 Series

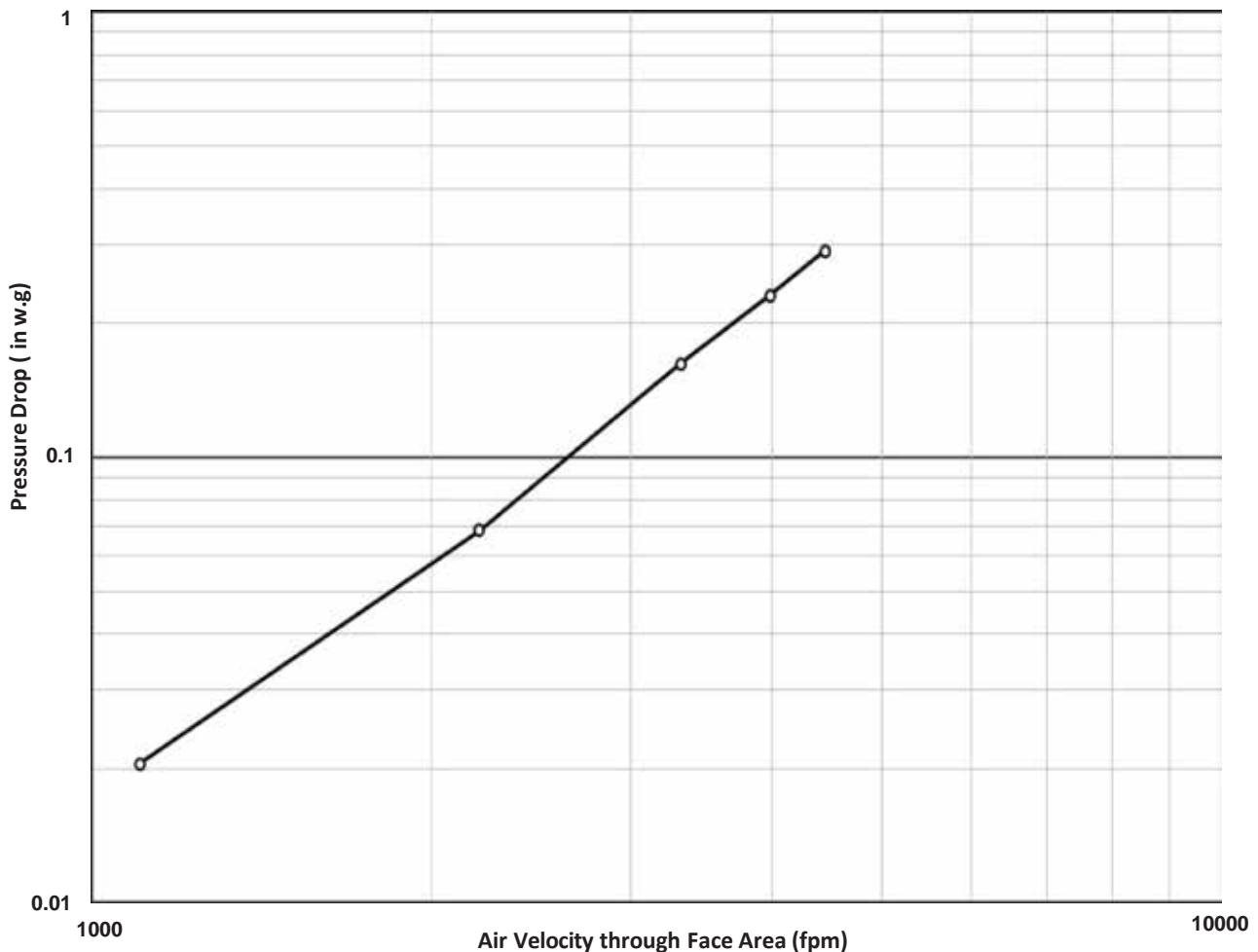
Pressure drop for Dampers

- Pressure drop and resistance of multi- leaf damper is a function of airspeed and varies in relation to the system's total pressure.
- The pressure drop is indicated in graph for opposed blade damper in 100 % open position.
- The pressure drop indicated is the difference in measured pressure before and after the damper.



TVD-GB-40-B

Pressure Loss Vs Face Velocity
Aerofoil Blade Construction



AMCA Standard 500 D -07, Fig . 5.3

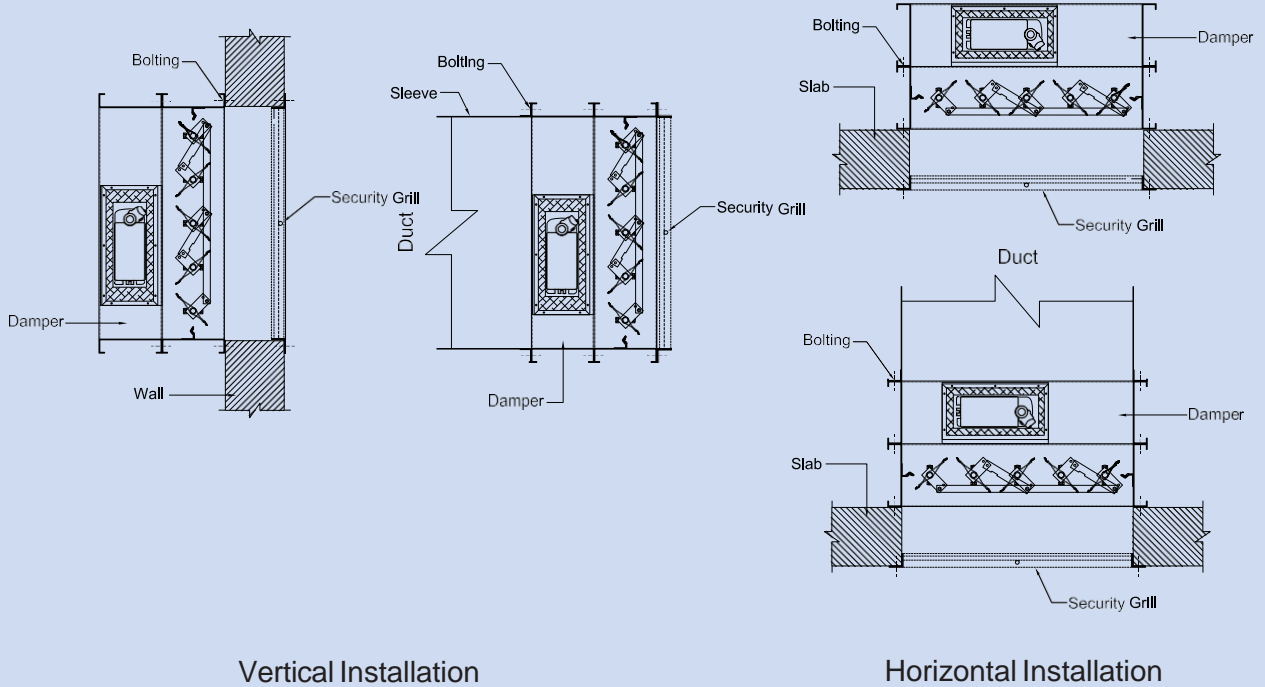
10 Selected Products of the company have been Classified / Listed / Tested by various international testing authorities.



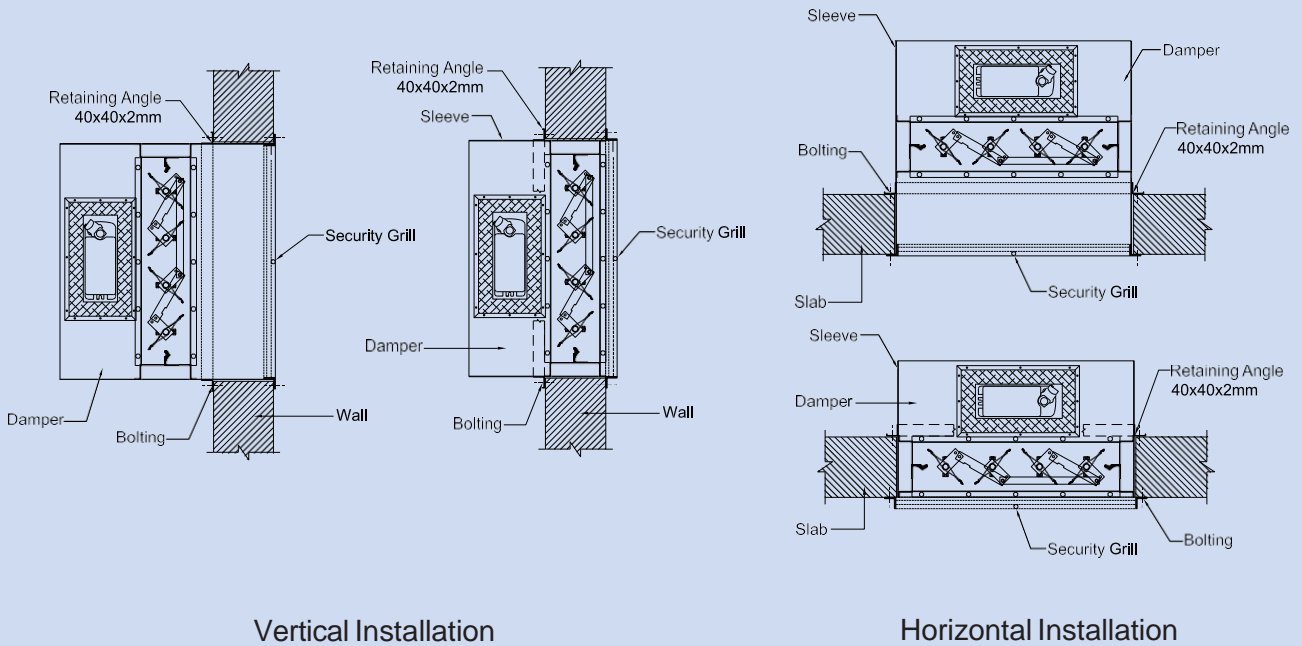
**Tunnel Ventilation Damper
Installation Details**

B-40 Series

Flange Type Dampers



Sleeve Type Dampers



Selected Products of the company have been Classified / Listed / Tested by various international testing authorities.

